



How to Use  
Single Shot



# SINGLE SHOT™ ADHESION PROMOTER

PROMOTOR DE ADHERENCIA SINGLE SHOT™



Patent Pending  
Patente Pendiente

# SINGLE SHOT™ ADHESION PROMOTER

PROMOTOR DE ADHERENCIA SINGLE SHOT™




- Friction Fit Coupler Included  
Acople de encaje por fricción incluido
- Dual Compatibility with  
3M™ PPS™ Systems\*

Compatibilidad doble con los sistemas PPS™ de 3M™

\*Bulldog™ is not affiliated with or endorsed by 3M™. Bulldog™ was used in accordance with permission from 3M™.

**! DANGER! FLAMMABLE. HARMFUL OR FATAL IF SWALLOWED. VAPOR HARMFUL. SKIN AND EYE IRRITANT.** Read entire label prior to purchase, use and storage.

**! PELIGRO! INFLAMABLE. DAÑO O MORTAL POR INGESTIÓN. VAPOR DAÑO. IRRITANTE DE LA PIEL Y LOS OJOS.** Lea toda la etiqueta antes de comprar, usar y almacenar.



5 FL. OZ.  
(162.65 mL)

Product Number  
**ESS123**



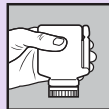
Este producto es de un solo componente, listo para rociar. Almacene en la caja hasta que esté listo para usar.

Lea cuidadosamente todas las instrucciones de la Hoja de datos técnicos y las precauciones en la Ficha de datos de seguridad antes de usar. Proteja sus manos con guantes resistentes a solventes y sus ojos con gafas protectoras contra salpicaduras de productos químicos.

Asegúrese de limpiar correctamente la superficie utilizando el Abrasivo para preparación y limpieza Bulldog®.

### Instrucciones de uso:

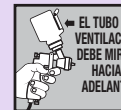
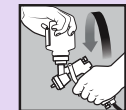

1. Limpiar la superficie minuciosamente con un paño que no deje residuos.



2. Agítese bien. Invierta la botella para que el tubo de ventilación no tenga líquido.

3. Coloque la botella en posición vertical y colóquela sobre una superficie horizontal. Remueva la tapa y el sello y aplique el acople de encaje por fricción.

4. Rompa el sello del tubo de ventilación para permitir el flujo de aire. La pestaña se puede remover completamente o doblar lo suficiente para abrir la ventilación y permanecer sujeta.



5. Sujete firmemente la pistola rociadora al acople y alinee el tubo de ventilación con la parte delantera de la pistola.

6. Sosteniendo la botella, coloque la pistola en posición vertical para comenzar el rociado.

7. La punta recomendada de la pistola rociadora es de 1.2 mm - 1.3 mm. Aplique una capa cerrada mediana asegurando una cobertura uniforme.

8. Espere 5 a 10 minutos, o cuando esté sin pegajosidad, antes de aplicar la siguiente capa. El tiempo de secado varía dependiendo de la temperatura y la humedad.

**Nota:** También se puede vestir en una taza de aluminio estándar. Al rociar, evite golpear el recipiente contra una superficie dura, ya que esto podría desconectarse. Esta botella está diseñada para un solo uso y no se debe volver a llenar. Este producto puede no ser compatible con todas las superficies y condiciones que rodean la aplicación. Antes de aplicar a cualquier superficie, siempre pruebe en un área pequeña no muy visible, para asegurarse de que no se ocasionen daños. No se recomienda para superficies de metal expuesto.



This product is single-component, ready to spray. Store in box until ready for use. Carefully read all instructions on the Technical Data Sheet and cautions on the SDS before use. Protect hands with solvent resistant gloves and eyes with chemical splash goggles. Make sure to properly clean the surface using Bulldog® Abrasive Prep & Clean.

### Directions for Use:

1. Tack surface thoroughly with a clean tack cloth.



2. Shake well. Invert bottle so vent tube is clear of liquid.



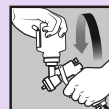
3. Turn bottle upright and place on a flat surface. Remove cap and seal and apply the friction fit coupler.



4. Break the seal on the vent tube to allow air flow. Tab can be completely removed or bent enough to open vent and remain attached.



5. Firmly attach the spray gun to the coupler and align the vent tube to the front of the gun.



7. Recommended spray gun tip is 1.2mm - 1.3mm. Apply a medium closed coat ensuring uniform coverage.

8. Wait 5-10 minutes, or when tack free, before applying the next coating. Dry times vary with temperature and humidity.

**Note:** Can also be poured into a standard aluminum cup. When spraying, avoid bumping the container against a hard surface, as it may become disconnected. This bottle is intended for a single use and should not be refilled. This product may not be compatible with all surfaces and all conditions surrounding application. Before applying to any surface, always test in a small, inconspicuous area to ensure no damage will result. Not recommended for bare metal surfaces.

**DANGER! FLAMMABLE. VAPORS MAY CAUSE FLASH FIRE OR IGNITE EXPLOSIVELY. KEEP AWAY FROM HEAT, SPARKS, FLAME, AND ALL OTHER SOURCES OF IGNITION.** Extinguish all flames and pilot lights, and turn off all stoves, heaters, electric motors and all other sources of ignition during use and until all vapors are gone. Do not smoke. Keep away from electrical outlets and switches. Beware of static electricity generated by synthetic clothing and other sources. **USE ONLY WITH ADEQUATE VENTILATION TO PREVENT BUILDUP OF VAPORS.** Do not use in areas where vapors can accumulate and concentrate such as basements, bathrooms and small, enclosed areas. If using indoors, open all windows and doors and maintain a cross ventilation of moving fresh air across the work area. If strong odor is noticed or you experience any dizziness - STOP - ventilation is inadequate. Leave area immediately. **IF THE WORK AREA IS NOT WELL VENTILATED, DO NOT USE THIS PRODUCT.** A dust mask does not provide protection against vapors.

**DANGER! HARMFUL OR FATAL IF SWALLOWED. VAPOR HARMFUL. SKIN AND EYE IRRITANT.** Contains Ketones, Petroleum Distillates, Styrene and Toluene. Reports have associated repeated and prolonged over-exposure to solvents with neurological and other physiological damage. The risk to your health depends on the level and duration of exposure. Intentional misuse of this product by deliberately concentrating and inhaling vapors can be harmful or fatal. Avoiding breathing vapors or mist and contact with skin, eyes, and clothing. Do not drink.

**FIRST AID - IF SWALLOWED:** Call physician immediately. Call 911, or Poison Control Center, or emergency room. Do NOT induce vomiting, unless directed to do so by medical personnel. Never give anything by mouth to an unconscious person. **INHALATION:** First move person to fresh air. If not breathing, give artificial respiration. Call 911, or Poison Control Center (1-800-222-1222), or emergency room. **EYE EXPOSURE:** Immediately flush affected eye(s) with water. Call 911, or Poison Control Center, or emergency room as soon as possible. **SKIN EXPOSURE:** Immediately wash skin with soap and water. Avoid spreading material on unaffected skin. Remove contaminated clothing and shoes and thoroughly clean before reuse. Contact medical professional for advice.

**! WARNING:** This product can expose you to chemicals including Ethylbenzene and Styrene, which are known to the state of California to cause cancer and Toluene, which is known to the state of California to cause birth defects or other reproductive harm. For more information, go to [www.p65warnings.ca.gov](http://www.p65warnings.ca.gov).

**KEEP OUT OF REACH OF CHILDREN.**

Product Category: Specialty Coatings • Max VOC Content: 840 g/L

Not for sale in California.

**! PELIGRO! INFLAMABLE. LOS VAPORES PUEDEN PROVOCAR COMBUSTIONES SUBITAS O INFLAMARSE DE MANERA EXPLOSIVA. MANTÉNGASE LEJOS DEL CALOR, CHISPAS, LLAMAS Y OTRAS FUENTES DE IGNICIÓN.** ¡Evite todas las flamas y pilotos, y apague las estufas, calentadores, motores eléctricos y cualquier otra fuente de ignición durante su uso y hasta que se hayan disipado los vapores. No fumar. Manténgalo lejos de tomacorrientes e interruptores eléctricos. Tenga cuidado con la electricidad estática generada por la ropa sintética y otras fuentes. **USE ÚNICAMENTE CON UNA VENTILACIÓN ADECUADA PARA EVITAR LA ACUMULACIÓN DE VAPORES.** No use en áreas donde los vapores se puedan acumular y concentrarse tales como sótanos, cuartos de baño y áreas pequeñas y encerradas. Si se utiliza bajo techo, abra todas las ventanas y las puertas y mantenga una ventilación cruzada de aire fresco en movimiento a través del área de trabajo. Si nota un fuerte olor o si experimenta mareos - DEJÉNGASE - la ventilación es inadecuada. Abandone el área de inmediato. **SI EL ÁREA DE TRABAJO NO ESTÁ BIEN VENTILADA, NO USE ESTE PRODUCTO.** Una máscara para el polvo no otorga protección contra los vapores.

**! PELIGRO! DAÑO O MORTAL POR INGESTIÓN. VAPOR DAÑO. IRRITANTE DE LA PIEL Y LOS OJOS.** Contiene cetonas, destilados del petróleo, estireno y tolueno. Reportes han asociado la sobre-exposición repetida y prolongada a solventes con daños neurológicos y otros daños fisiológicos. El riesgo a la salud depende del nivel y de la duración de la exposición. El uso indebido intencional de este producto para concentrar e inhalar de manera deliberada sus vapores puede resultar dañino o mortal. Evite respirar los vapores o la niebla y el contacto con la piel, los ojos y la ropa. No beber.

**PRIMEROS AUXILIOS: SI SE TRAGA:** Llame a un médico inmediatamente. Llame al 911, o a un Centro de Toxicología, o a una sala de emergencias. NO inducir el vómito a menos que así lo indique el personal médico. Nunca le dé nada por la boca a una persona inconsciente. **INHALACIÓN:** Primero mueva a la persona a un lugar con aire fresco. Si no respira, administre respiración artificial. Llame al 911, o a un Centro de Toxicología (1-800-222-1222), o a una sala de emergencias. **EXPOSICIÓN DE LOS OJOS:** Enjuague de inmediato con agua los ojos afectados. Llame al 911, o a un Centro de Toxicología, o a una sala de emergencias tan pronto como sea posible. **EXPOSICIÓN DE LA PIEL:** Lave la piel inmediatamente con agua y jabón. Evite extender el material sobre la piel no afectada. Quite la ropa y el calzado contaminados y lávelos minuciosamente antes de volver a usarlos. Póngase en contacto con un profesional médico para obtener consejos.

**! ADVERTENCIA:** Este producto puede exponerlo a usted a químicos incluyendo el etilbenceno y el estireno, los cuales, de acuerdo con el estado de California, pueden causar cáncer y el tolueno el cual, de acuerdo con el estado de California, puede causar defectos congénitos y otros daños reproductivos. Para obtener más información, visite [www.p65warnings.ca.gov](http://www.p65warnings.ca.gov). **MANTÉNGASE FUERA DEL ALCANCE DE LOS NIÑOS.**

Categoría de producto: Recubrimientos especiales • Contenido máx. de VOC: 840 g/L

No para la venta en California.

For assistance with your project: call the Barr Help Line: 1-800-398-3892  
Monday thru Friday, 8:00 A.M. - 4:30 P.M. CT  
[www.kleanstripauto.com](http://www.kleanstripauto.com)

©2022 W.M. Barr & Co., Inc.  
Memphis, TN 38113  
All Rights Reserved.



ESS123 / 83860  
0 30192 11123 9

### BULLDOG® Single Shot™ Adhesion Promoter

Product# ESS123

Peel Here

**DANGER! FLAMMABLE. HARMFUL OR FATAL IF SWALLOWED. VAPOR HARMFUL. SKIN AND EYE IRRITANT. KEEP OUT OF REACH OF CHILDREN.**

Read other statements on inner label.

**DANGER! FLAMMABLE. VAPORS MAY CAUSE FLASH FIRE OR IGNITE EXPLOSIVELY. KEEP AWAY FROM HEAT, SPARKS, FLAME, AND ALL OTHER SOURCES OF IGNITION.** Extinguish all flames and pilot lights, and turn off all stoves, heaters, electric motors and all other sources of ignition during use and until all vapors are gone. Do not smoke. Keep away from electrical outlets and switches. Beware of static electricity generated by synthetic clothing and other sources. **USE ONLY WITH ADEQUATE VENTILATION TO PREVENT BUILDUP OF VAPORS IF THE WORK AREA IS NOT WELL VENTILATED, DO NOT USE THIS PRODUCT.** A dust mask does not provide protection against vapors.

**DANGER! HARMFUL OR FATAL IF SWALLOWED. VAPOR HARMFUL. SKIN AND EYE IRRITANT.** Contains Ketones, Petroleum Distillates, Styrene and Toluene. Avoid breathing vapors or mist and contact with skin, eyes, and clothing. Do not drink. **KEEP OUT OF REACH OF CHILDREN.**

**FIRST AID - IF SWALLOWED:** Call physician immediately. Call 911, or Poison Control Center, or emergency room. Do NOT induce vomiting, unless directed to do so by medical personnel. Never give anything by mouth to an unconscious person. **INHALATION:** First move person to fresh air. If not breathing, give artificial respiration. Call 911, or Poison Control Center (1-800-222-1222), or emergency room. **EYE EXPOSURE:** Immediately flush affected eye(s) with water. Call 911, or Poison Control Center, or emergency room as soon as possible. **SKIN EXPOSURE:** Immediately wash skin with soap and water. Avoid spreading material on unaffected skin. Remove contaminated clothing and shoes and thoroughly clean before reuse. Contact medical professional for advice.

NET CONTENTS: 5.0 FL OZ (162.65 mL)

This product is single-component, ready to spray.

Carefully read all instructions on the Technical Data Sheet and cautions on the SDS before use. Protect hands with solvent resistant gloves and eyes with chemical splash goggles.

Make sure to properly clean the surface using Bulldog® Abrasive Prep & Clean.

### Directions for Use:

1. Tack surface thoroughly with a clean tack cloth.

2. Shake well. Invert bottle so vent tube is clear of liquid.

3. Turn bottle upright and place on a flat surface. Remove cap and seal and apply the friction fit coupler.

4. Break the seal on the vent tube to allow air flow. Tab can be completely removed or bent enough to open vent and remain attached. Attach the spray gun to the coupler and align the vent tube to the front of the gun. Supporting the bottle, turn the gun upright to begin spraying.

5. Recommended spray gun tip is 1.2mm - 1.3mm. Apply a medium closed coat ensuring uniform coverage.

6. Wait 5 - 10 minutes, or when tack free, before applying the next coating. Dry times vary with temperature and humidity.

**Note:** When spraying, avoid bumping the container against a hard surface, as it may become disconnected. This bottle is intended for a single use and should not be refilled. This product may not be compatible with all surfaces and all conditions surrounding application. Before applying to any surface, always test in a small, inconspicuous area to ensure no damage will result. Not recommended for bare metal surfaces.



Product No.  
**ESS123**

©2022 W.M. Barr & Co., Inc.  
Memphis, TN 38113  
All Rights Reserved.

**! WARNING:** This product can expose you to chemicals including Ethylbenzene and Styrene, which are known to the state of California to cause cancer and Toluene, which is known to the state of California to cause birth defects or other reproductive harm. For more information, go to [www.p65warnings.ca.gov](http://www.p65warnings.ca.gov).

Product Category: Specialty Coatings • Max VOC Content: 840 g/L

For assistance with your project: Call the Barr Help Line: 1-800-398-3892  
Monday thru Friday, 8:00am - 4:30pm CT  
[www.kleanstripauto.com](http://www.kleanstripauto.com)

Not for sale in California.

W.M. Barr & Co., Inc.  
Memphis, TN 38113  
1-800-398-3892

How to Use Single Shot



Patent Pending

J9813